

CAR ACCIDENTS

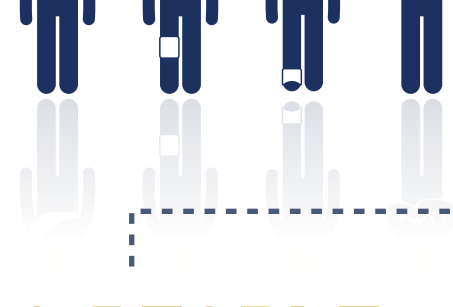
THE INFOGRAPHIC

Law Offices of
JAMES MORRIS
BRINGING JUSTICE TO THE INJURED

* statistics from 2012

GENERAL NEW YORK STATE CAR ACCIDENT STATISTICS

There are
251,000 CAR CRASHES across
New York State



112,918 PEOPLE were
Injured
in car accidents

1,082 PEOPLE
were **Killed** in car accidents



78.2%
of all car accidents
involved

Human Factors



85.3%
of all **FATAL** car accidents
involved

Human Factors



82.3%
of all car accidents resulting in

INJURIES **Human Factors**



WHAT ARE THE TOP CAUSES OF NEW YORK CAR ACCIDENTS?



Driver Distraction
48,714 ACCIDENTS
(19.4%)



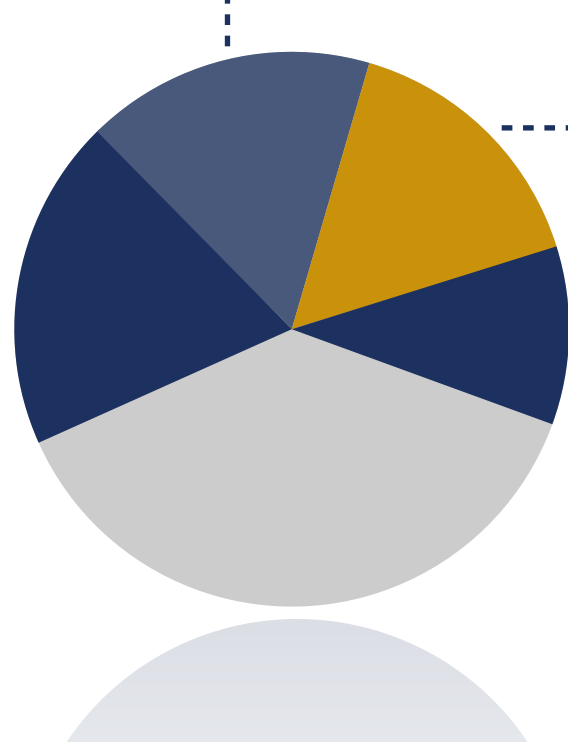
Following Too Closely
42,246 ACCIDENTS
(16.8%)



Failure to Yield
39,736 ACCIDENTS
(15.8%)



Speeding
25,950 ACCIDENTS
(10.3%)



WHAT ARE THE MOST DANGEROUS TYPES OF CAR ACCIDENT IN NEW YORK?



Speeding
300 FATALITIES
(27.7%)



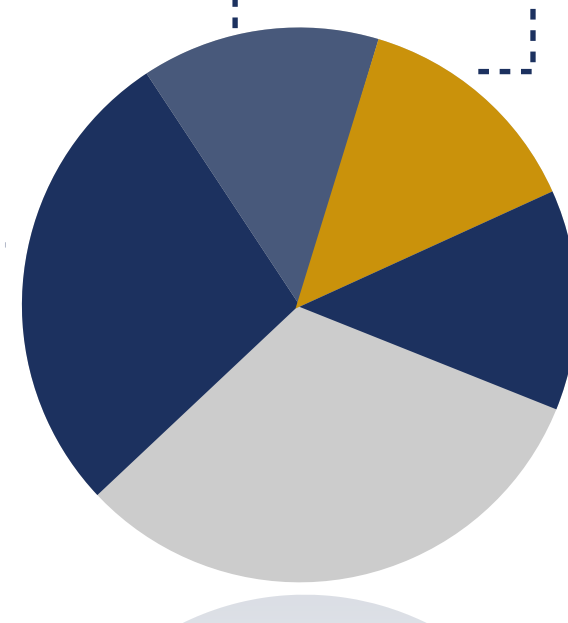
Failure to Yield
151 FATALITIES
(13.9%)



Driver Distraction
148 FATALITIES
(13.6%)



Drunk Driving
140 FATALITIES
(12.9%)



WHO IS AT HIGHEST RISK IN A NEW YORK CAR ACCIDENT?

Large Trucks
10 FATALITIES
(1%)

Other
10 FATALITIES
(1%)

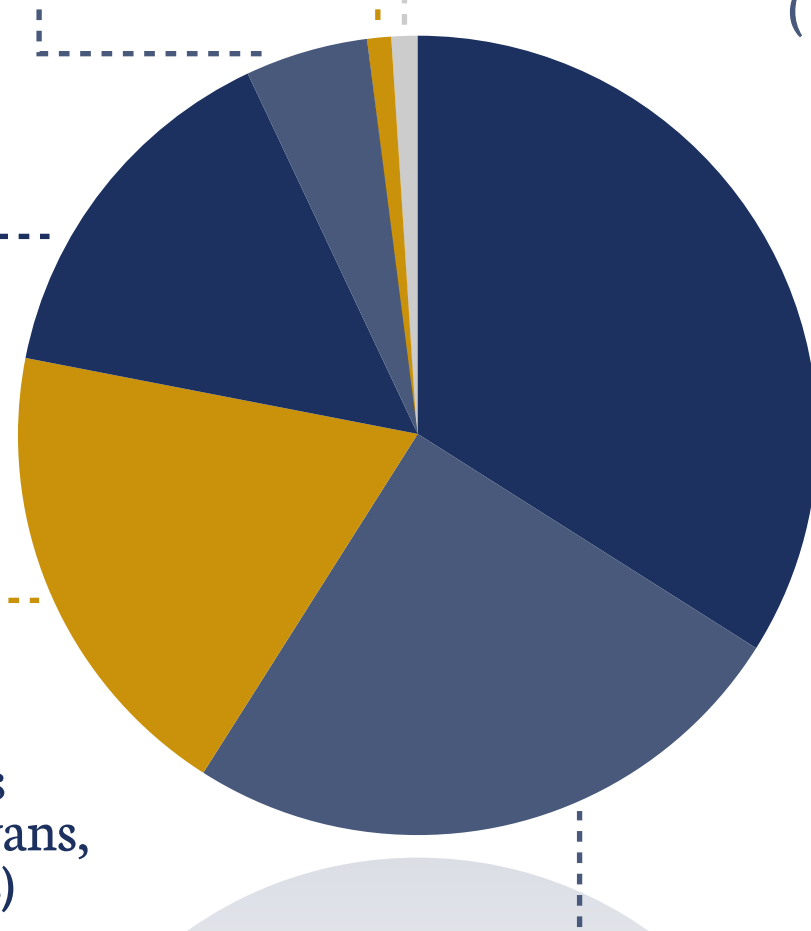
Bicyclists
45 FATALITIES
(5%)

Motorcyclists
170 FATALITIES
(15%)

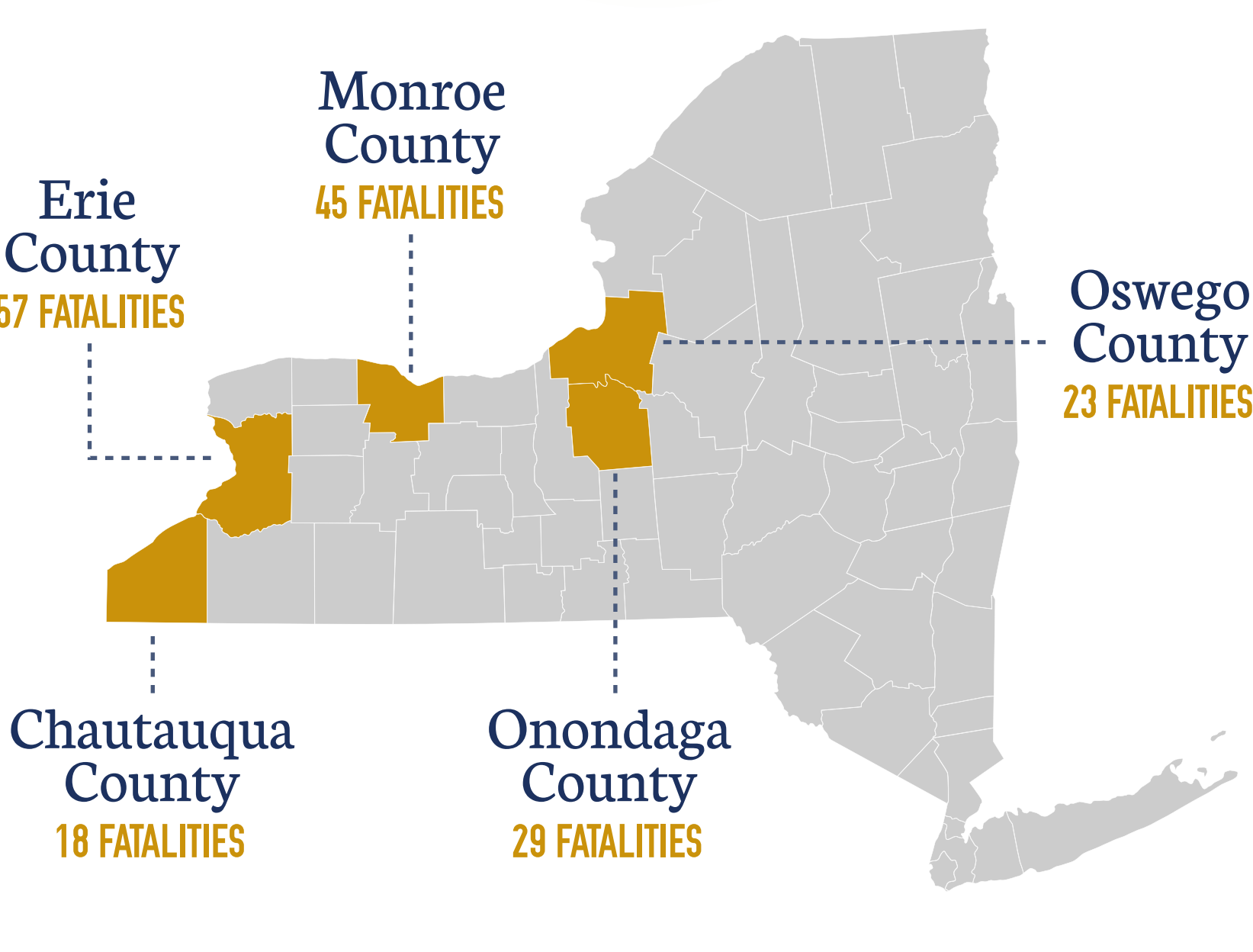
Occupants of
Passenger Vehicles
400 FATALITIES
(34%)

Light Trucks
(Pick up trucks, vans,
utility trucks)
222 FATALITIES
(19%)

Pedestrians
297 FATALITIES
(25%)



SOME OF THE MOST DANGEROUS ROADWAYS FOR DRIVERS ARE LOCATED IN WESTERN NEW YORK



If you've been injured in a car crash in
Buffalo, Rochester, Syracuse,

or anywhere else across western New York,
contact a Buffalo car accident lawyer at:

Law Offices of
JAMES MORRIS
BRINGING JUSTICE TO THE INJURED

At the Law Offices of James Morris, our attorneys have a
wealth of experience bringing cases to trial in Western and Upstate New York.
Contact the Law Offices of James Morris today.

Buffalo • Rochester • Syracuse

Law Offices of
JAMES MORRIS
BRINGING JUSTICE TO THE INJURED

1-800-477-9044

www.jamesmorrislaw.com

Sources

New York Department of Motor Vehicles Summary of Motor Vehicle Crashes 2012 Report

http://dmv.ny.gov/sites/default/files/legacy_files/statistics/2012nys.pdf

National Highway Traffic Safety Administration's 2012 Traffic Safety Performance Measures for New York

http://www.nrd.nhtsa.dot.gov/departments/nrd-30/mcsa/STSI/36_NY/2012/36_NY_2012.htm

*Attorney Advertising

powered by
BIG VOODOO
INTERACTIVE